

SUMMARY OF APPROVED BUDGET, UTILIZATIONS, DISBURSEMENTS AND BALANCES BY OBJECT OF EXPENDITURES
(For Off-Budgetary Funds)
As at the Quarter Ending June 30, 2021

Department : State Universities and Colleges (SUCs)
 Agency/Entity : Cagayan State University
 Operating Unit : < not applicable >
 Organization Code (UACS) : 08 022 0000000
 Fund Cluster : 05 Internally Generated Funds
 (e.g. UACS Fund Cluster: 05-Internally Generated Funds and 06-Business Related Funds)

Particulars	UACS CODE	Approved Budget			Utilizations					Disbursements					Balances		
		Approved Budgeted Revenue	Adjustments (Reductions, Modifications/	Adjusted Budgeted Revenue	1st Quarter Ending March 31	2nd Quarter Ending June 30	3rd Quarter Ending Sept. 30	4th Quarter Ending Dec. 31	Total	1st Quarter Ending March 31	2nd Quarter Ending June 30	3rd Quarter Ending Sept. 30	4th Quarter Ending Dec. 31	TOTAL	Unutilized Budget	Unpaid Obligations	
																Due and Demandable	Not Yet Due and Demandable
1	2	3	4	5=[(3+(-)4)]	6	7	8	9	10=(6+7+8+9)	11	12	13	14	15=(11+12+13+14)	16=(5-10)	17	18
SUMMARY																	
A. AGENCY SPECIFIC BUDGET																	
Maintenance and Other Operating Expenses		44,237,342.86	191,906.00	44,429,248.86	9,764,757.55	19,947,106.80	0.00	0.00	29,711,864.35	8,588,232.26	19,126,376.72	0.00	0.00	27,714,608.98	14,717,384.51	0.00	1,997,255.37
Traveling Expenses	5020100000	588,980.30	(62,400.00)	526,580.30	5,400.00	86,858.44	0.00	0.00	92,258.44	5,400.00	86,858.44	0.00	0.00	92,258.44	434,321.86	0.00	0.00
Traveling Expenses - Local	5020101000	588,980.30	(62,400.00)	526,580.30	5,400.00	86,858.44	0.00	0.00	92,258.44	5,400.00	86,858.44	0.00	0.00	92,258.44	434,321.86	0.00	0.00
Traveling Expenses - Local	5020101000	588,980.30	(62,400.00)	526,580.30	5,400.00	86,858.44	0.00	0.00	92,258.44	5,400.00	86,858.44	0.00	0.00	92,258.44	434,321.86	0.00	0.00
Training and Scholarship Expenses	5020200000	1,571,502.06	129,315.90	1,700,817.96	218,625.52	156,422.00	0.00	0.00	375,047.52	215,625.52	147,175.00	0.00	0.00	362,800.52	1,325,770.44	0.00	12,247.00
Training Expenses	5020201000	1,483,502.06	129,315.90	1,612,817.96	218,625.52	144,175.00	0.00	0.00	362,800.52	215,625.52	147,175.00	0.00	0.00	362,800.52	1,250,017.44	0.00	0.00
Training Expenses	5020201002	1,483,502.06	129,315.90	1,612,817.96	218,625.52	144,175.00	0.00	0.00	362,800.52	215,625.52	147,175.00	0.00	0.00	362,800.52	1,250,017.44	0.00	0.00
Scholarship Grants/Expenses	5020202000	88,000.00	0.00	88,000.00	0.00	12,247.00	0.00	0.00	12,247.00	0.00	0.00	0.00	0.00	0.00	75,753.00	0.00	12,247.00
Scholarship Grants/Expenses	5020202000	88,000.00	0.00	88,000.00	0.00	12,247.00	0.00	0.00	12,247.00	0.00	0.00	0.00	0.00	0.00	75,753.00	0.00	12,247.00
Supplies and Materials Expenses	5020300000	6,511,228.06	(219,475.64)	6,291,752.42	752,502.11	960,497.08	0.00	0.00	1,712,999.19	487,309.84	1,029,180.50	0.00	0.00	1,516,490.34	4,578,753.23	0.00	196,508.85
Office Supplies Expenses	5020301000	2,216,671.60	(136,470.30)	2,080,201.30	243,473.87	411,529.10	0.00	0.00	655,002.97	170,108.62	347,693.70	0.00	0.00	517,802.32	1,425,198.33	0.00	137,200.65
Office Supplies Expenses	5020301002	2,216,671.60	(136,470.30)	2,080,201.30	243,473.87	411,529.10	0.00	0.00	655,002.97	170,108.62	347,693.70	0.00	0.00	517,802.32	1,425,198.33	0.00	137,200.65
Drugs and Medicines Expenses	5020307000	687.76	0.00	687.76	0.00	0.00	0.00	0.00	0.00	0.00	0.00	0.00	0.00	0.00	687.76	0.00	0.00
Drugs and Medicines Expenses	5020307000	687.76	0.00	687.76	0.00	0.00	0.00	0.00	0.00	0.00	0.00	0.00	0.00	0.00	687.76	0.00	0.00
Medical, Dental and Laboratory Supplies Expenses	5020308000	239,620.37	(61,225.29)	178,395.08	0.00	18,473.00	0.00	0.00	18,473.00	0.00	18,473.00	0.00	0.00	18,473.00	159,922.08	0.00	0.00
Medical, Dental and Laboratory Supplies Expenses	5020308000	239,620.37	(61,225.29)	178,395.08	0.00	18,473.00	0.00	0.00	18,473.00	0.00	18,473.00	0.00	0.00	18,473.00	159,922.08	0.00	0.00
Fuel, Oil and Lubricants Expenses	5020309000	875,022.90	(37,068.07)	837,954.83	166,855.46	293,984.87	0.00	0.00	460,840.33	166,855.46	293,984.87	0.00	0.00	460,840.33	377,114.50	0.00	0.00
Fuel, Oil and Lubricants Expenses	5020309000	875,022.90	(37,068.07)	837,954.83	166,855.46	293,984.87	0.00	0.00	460,840.33	166,855.46	293,984.87	0.00	0.00	460,840.33	377,114.50	0.00	0.00
Agricultural and Marine Supplies Expenses	5020310000	361,770.00	(3,710.00)	358,060.00	5,000.00	50,010.00	0.00	0.00	55,010.00	5,389.60	34,203.50	0.00	0.00	39,593.10	303,050.00	0.00	15,416.90
Agricultural and Marine Supplies Expenses	5020310000	361,770.00	(3,710.00)	358,060.00	5,000.00	50,010.00	0.00	0.00	55,010.00	5,389.60	34,203.50	0.00	0.00	39,593.10	303,050.00	0.00	15,416.90
Textbooks and Instructional Materials Expenses	5020311000	1,195,830.01	0.00	1,195,830.01	0.00	0.00	0.00	0.00	0.00	0.00	0.00	0.00	0.00	0.00	1,195,830.01	0.00	0.00
Textbooks and Instructional Materials Expenses	5020311001	1,195,830.01	0.00	1,195,830.01	0.00	0.00	0.00	0.00	0.00	0.00	0.00	0.00	0.00	0.00	1,195,830.01	0.00	0.00
Semi-Expendable Machinery and Equipment Expenses	5020321000	162,390.00	0.00	162,390.00	9,730.78	9,800.00	0.00	0.00	19,530.78	2,300.00	17,230.78	0.00	0.00	19,530.78	142,859.22	0.00	0.00
Office Equipment	5020321002	79,390.00	0.00	79,390.00	7,430.78	9,800.00	0.00	0.00	17,230.78	0.00	17,230.78	0.00	0.00	17,230.78	62,159.22	0.00	0.00

Department : State Universities and Colleges (SUCs)
 Agency/Entity : Cagayan State University
 Operating Unit : < not applicable >
 Organization Code (UACS) : 08 022 0000000
 Fund Cluster : 05 Internally Generated Funds
 (e.g. UACS Fund Cluster: 05-Internally Generated Funds and 06-Business Related Funds)

Particulars	UACS CODE	Approved Budget			Utilizations					Disbursements					Balances		
		Approved Budgeted Revenue	Adjustments (Reductions, Modifications/	Adjusted Budgeted Revenue	1st Quarter Ending March 31	2nd Quarter Ending June 30	3rd Quarter Ending Sept. 30	4th Quarter Ending Dec. 31	Total	1st Quarter Ending March 31	2nd Quarter Ending June 30	3rd Quarter Ending Sept. 30	4th Quarter Ending Dec. 31	TOTAL	Unutilized Budget	Unpaid Obligations	
																Due and Demandable	Not Yet Due and Demandable
1	2	3	4	5=[(3+(-)4)]	6	7	8	9	10=(6+7+8+9)	11	12	13	14	15=(11+12+13+14)	16=(5-10)	17	18
SUMMARY																	
A. AGENCY SPECIFIC BUDGET																	
Information and Communications Technology Equipment	5020321003	46,500.00	0.00	46,500.00	2,300.00	0.00	0.00	0.00	2,300.00	2,300.00	0.00	0.00	0.00	2,300.00	44,200.00	0.00	0.00
Technical and Scientific Equipment	5020321013	9,000.00	0.00	9,000.00	0.00	0.00	0.00	0.00	0.00	0.00	0.00	0.00	0.00	0.00	9,000.00	0.00	0.00
Other Machinery and Equipment	5020321099	27,500.00	0.00	27,500.00	0.00	0.00	0.00	0.00	0.00	0.00	0.00	0.00	0.00	0.00	27,500.00	0.00	0.00
Semi-Expendable Furniture, Fixtures and Books Expenses	5020322000	150,246.44	(3,819.64)	146,426.80	135,826.00	2,800.00	0.00	0.00	138,626.00	0.00	138,626.00	0.00	0.00	138,626.00	7,800.80	0.00	0.00
Furniture and Fixtures	5020322001	10,600.80	0.00	10,600.80	0.00	2,800.00	0.00	0.00	2,800.00	0.00	2,800.00	0.00	0.00	2,800.00	7,800.80	0.00	0.00
Books	5020322002	139,645.64	(3,819.64)	135,826.00	135,826.00	0.00	0.00	0.00	135,826.00	0.00	135,826.00	0.00	0.00	135,826.00	0.00	0.00	0.00
Other Supplies and Materials Expenses	5020399000	1,308,988.98	22,817.66	1,331,806.64	191,616.00	173,900.11	0.00	0.00	365,516.11	142,656.16	178,968.65	0.00	0.00	321,624.81	966,290.53	0.00	43,891.30
Other Supplies and Materials Expenses	5020399000	1,308,988.98	22,817.66	1,331,806.64	191,616.00	173,900.11	0.00	0.00	365,516.11	142,656.16	178,968.65	0.00	0.00	321,624.81	966,290.53	0.00	43,891.30
Utility Expenses	5020400000	2,387,951.35	127,356.25	2,515,307.60	673,572.55	715,232.65	0.00	0.00	1,388,805.20	673,572.55	705,992.45	0.00	0.00	1,379,565.00	1,126,502.40	0.00	9,240.20
Water Expenses	5020401000	507,058.16	149,545.55	656,603.71	154,993.96	411,458.16	0.00	0.00	566,452.12	154,993.96	402,217.96	0.00	0.00	557,211.92	90,151.59	0.00	9,240.20
Water Expenses	5020401000	507,058.16	149,545.55	656,603.71	154,993.96	411,458.16	0.00	0.00	566,452.12	154,993.96	402,217.96	0.00	0.00	557,211.92	90,151.59	0.00	9,240.20
Electricity Expenses	5020402000	1,880,893.19	(22,189.30)	1,858,703.89	518,578.59	303,774.49	0.00	0.00	822,353.08	518,578.59	303,774.49	0.00	0.00	822,353.08	1,036,350.81	0.00	0.00
Electricity Expenses	5020402000	1,880,893.19	(22,189.30)	1,858,703.89	518,578.59	303,774.49	0.00	0.00	822,353.08	518,578.59	303,774.49	0.00	0.00	822,353.08	1,036,350.81	0.00	0.00
Communication Expenses	5020500000	2,515,655.83	(636,244.09)	1,879,411.74	375,583.45	1,006,882.76	0.00	0.00	1,382,466.21	361,345.15	1,007,844.66	0.00	0.00	1,369,189.81	496,945.53	0.00	13,276.40
Postage and Courier Services	5020501000	0.00	0.00	0.00	0.00	0.00	0.00	0.00	0.00	0.00	0.00	0.00	0.00	0.00	0.00	0.00	0.00
Postage and Courier Services	5020501000	0.00	0.00	0.00	0.00	0.00	0.00	0.00	0.00	0.00	0.00	0.00	0.00	0.00	0.00	0.00	0.00
Telephone Expenses	5020502000	158,180.00	19,347.50	177,527.50	17,647.50	66,100.00	0.00	0.00	83,747.50	17,647.50	66,100.00	0.00	0.00	83,747.50	93,780.00	0.00	0.00
Mobile	5020502001	158,180.00	15,600.00	173,780.00	13,900.00	66,100.00	0.00	0.00	80,000.00	13,900.00	66,100.00	0.00	0.00	80,000.00	93,780.00	0.00	0.00
Landline	5020502002	0.00	3,747.50	3,747.50	3,747.50	0.00	0.00	0.00	3,747.50	3,747.50	0.00	0.00	0.00	3,747.50	0.00	0.00	0.00
Internet Subscription Expenses	5020503000	2,357,475.83	(655,891.59)	1,701,584.24	357,635.95	940,782.76	0.00	0.00	1,298,418.71	343,397.65	941,744.66	0.00	0.00	1,285,142.31	403,165.53	0.00	13,276.40
Internet Subscription Expenses	5020503000	2,357,475.83	(655,891.59)	1,701,584.24	357,635.95	940,782.76	0.00	0.00	1,298,418.71	343,397.65	941,744.66	0.00	0.00	1,285,142.31	403,165.53	0.00	13,276.40
Cable, Satellite, Telegraph and Radio Expenses	5020504000	0.00	300.00	300.00	300.00	0.00	0.00	0.00	300.00	300.00	0.00	0.00	0.00	300.00	0.00	0.00	0.00
Cable, Satellite, Telegraph and Radio Expenses	5020504000	0.00	300.00	300.00	300.00	0.00	0.00	0.00	300.00	300.00	0.00	0.00	0.00	300.00	0.00	0.00	0.00
Professional Services	5021100000	18,922,474.18	287,241.42	19,209,715.60	4,652,909.25	10,581,858.90	0.00	0.00	15,234,768.15	4,319,414.11	10,081,428.67	0.00	0.00	14,400,842.78	3,974,947.45	0.00	833,925.37
Other Professional Services	5021199000	18,922,474.18	287,241.42	19,209,715.60	4,652,909.25	10,581,858.90	0.00	0.00	15,234,768.15	4,319,414.11	10,081,428.67	0.00	0.00	14,400,842.78	3,974,947.45	0.00	833,925.37
Other Professional Services	5021199000	18,922,474.18	287,241.42	19,209,715.60	4,652,909.25	10,581,858.90	0.00	0.00	15,234,768.15	4,319,414.11	10,081,428.67	0.00	0.00	14,400,842.78	3,974,947.45	0.00	833,925.37
General Services	5021200000	2,425,840.15	640.00	2,426,480.15	1,335,842.95	716,677.20	0.00	0.00	2,052,520.15	1,335,842.95	716,677.20	0.00	0.00	2,052,520.15	373,960.00	0.00	0.00
Janitorial Services	5021202000	1,072,542.95	(42,220.00)	1,030,322.95	542,982.95	288,440.00	0.00	0.00	831,422.95	542,982.95	288,440.00	0.00	0.00	831,422.95	198,900.00	0.00	0.00
Janitorial Services	5021202000	1,072,542.95	(42,220.00)	1,030,322.95	542,982.95	288,440.00	0.00	0.00	831,422.95	542,982.95	288,440.00	0.00	0.00	831,422.95	198,900.00	0.00	0.00
Security Services	5021203000	1,353,297.20	42,860.00	1,396,157.20	792,860.00	428,237.20	0.00	0.00	1,221,097.20	792,860.00	428,237.20	0.00	0.00	1,221,097.20	175,060.00	0.00	0.00

Department : State Universities and Colleges (SUCs)
 Agency/Entity : Cagayan State University
 Operating Unit : < not applicable >
 Organization Code (UACS) : 08 022 0000000
 Fund Cluster : 05 Internally Generated Funds

(e.g. UACS Fund Cluster: 05-Internally Generated Funds and 06-Business Related Funds)

Particulars	UACS CODE	Approved Budget			Utilizations					Disbursements					Balances		
		Approved Budgeted Revenue	Adjustments (Reductions, Modifications/	Adjusted Budgeted Revenue	1st Quarter Ending March 31	2nd Quarter Ending June 30	3rd Quarter Ending Sept. 30	4th Quarter Ending Dec. 31	Total	1st Quarter Ending March 31	2nd Quarter Ending June 30	3rd Quarter Ending Sept. 30	4th Quarter Ending Dec. 31	TOTAL	Unutilized Budget	Unpaid Obligations	
																Due and Demandable	Not Yet Due and Demandable
1	2	3	4	5=[(3+(-)4)]	6	7	8	9	10=(6+7+8+9)	11	12	13	14	15=(11+12+13+14)	16=(5-10)	17	18
SUMMARY																	
A. AGENCY SPECIFIC BUDGET																	
Security Services	5021203000	1,353,297.20	42,860.00	1,396,157.20	792,860.00	428,237.20	0.00	0.00	1,221,097.20	792,860.00	428,237.20	0.00	0.00	1,221,097.20	175,060.00	0.00	0.00
Repairs and Maintenance	5021300000	2,942,974.93	1,448,176.20	4,391,151.13	760,818.37	2,626,620.82	0.00	0.00	3,387,439.19	273,166.77	2,326,645.85	0.00	0.00	2,599,812.62	1,003,711.94	0.00	787,626.57
Repairs and Maintenance - Land Improvements	5021302000	12.00	0.00	12.00	0.00	0.00	0.00	0.00	0.00	0.00	0.00	0.00	0.00	0.00	12.00	0.00	0.00
Other Land Improvements	5021302099	12.00	0.00	12.00	0.00	0.00	0.00	0.00	0.00	0.00	0.00	0.00	0.00	0.00	12.00	0.00	0.00
Repairs and Maintenance - Buildings and Other Structures	5021304000	2,560,801.68	1,465,504.38	4,026,306.06	683,556.98	2,473,615.82	0.00	0.00	3,157,172.80	197,802.38	2,173,640.85	0.00	0.00	2,371,443.23	869,133.26	0.00	785,729.57
Buildings	5021304001	1,735,498.96	230,819.99	1,966,318.95	0.00	1,203,308.50	0.00	0.00	1,203,308.50	0.00	1,187,128.50	0.00	0.00	1,187,128.50	763,010.45	0.00	16,180.00
School Buildings	5021304002	760,681.31	913,641.88	1,674,323.19	683,556.98	894,698.13	0.00	0.00	1,578,255.11	197,802.38	611,123.16	0.00	0.00	808,925.54	96,068.08	0.00	769,329.57
Other Structures	5021304099	64,621.41	321,042.51	385,663.92	0.00	375,609.19	0.00	0.00	375,609.19	0.00	375,389.19	0.00	0.00	375,389.19	10,054.73	0.00	220.00
Repairs and Maintenance - Machinery and Equipment	5021305000	245,840.00	(62,453.18)	183,386.82	0.00	86,600.00	0.00	0.00	86,600.00	0.00	86,600.00	0.00	0.00	86,600.00	96,786.82	0.00	0.00
Machinery	5021305001	0.00	0.00	0.00	0.00	0.00	0.00	0.00	0.00	0.00	0.00	0.00	0.00	0.00	0.00	0.00	0.00
Office Equipment	5021305002	85,800.00	(62,453.18)	23,346.82	0.00	800.00	0.00	0.00	800.00	0.00	800.00	0.00	0.00	800.00	22,546.82	0.00	0.00
Information and Communication Technology Equipment	5021305003	0.00	0.00	0.00	0.00	0.00	0.00	0.00	0.00	0.00	0.00	0.00	0.00	0.00	0.00	0.00	0.00
Agricultural and Forestry Equipment	5021305004	100,000.00	0.00	100,000.00	0.00	85,800.00	0.00	0.00	85,800.00	0.00	85,800.00	0.00	0.00	85,800.00	14,200.00	0.00	0.00
Communication Equipment	5021305007	0.00	0.00	0.00	0.00	0.00	0.00	0.00	0.00	0.00	0.00	0.00	0.00	0.00	0.00	0.00	0.00
Construction and Heavy Equipment	5021305008	40.00	0.00	40.00	0.00	0.00	0.00	0.00	0.00	0.00	0.00	0.00	0.00	0.00	40.00	0.00	0.00
Other Machinery and Equipment	5021305099	60,000.00	0.00	60,000.00	0.00	0.00	0.00	0.00	0.00	0.00	0.00	0.00	0.00	0.00	60,000.00	0.00	0.00
Repairs and Maintenance - Transportation Equipment	5021306000	136,150.00	45,125.00	181,275.00	77,261.39	66,405.00	0.00	0.00	143,666.39	75,364.39	66,405.00	0.00	0.00	141,769.39	37,608.61	0.00	1,897.00
Motor Vehicles	5021306001	136,150.00	45,125.00	181,275.00	77,261.39	66,405.00	0.00	0.00	143,666.39	75,364.39	66,405.00	0.00	0.00	141,769.39	37,608.61	0.00	1,897.00
Repairs and Maintenance - Furniture and Fixtures	5021307000	0.00	0.00	0.00	0.00	0.00	0.00	0.00	0.00	0.00	0.00	0.00	0.00	0.00	0.00	0.00	0.00
Repairs and Maintenance - Furniture and Fixtures	5021307000	0.00	0.00	0.00	0.00	0.00	0.00	0.00	0.00	0.00	0.00	0.00	0.00	0.00	0.00	0.00	0.00
Repairs and Maintenance - Semi-Expendable Furniture, Fixtures and Books	5021322000	171.25	0.00	171.25	0.00	0.00	0.00	0.00	0.00	0.00	0.00	0.00	0.00	0.00	171.25	0.00	0.00
Furniture and Fixtures	5021322001	171.25	0.00	171.25	0.00	0.00	0.00	0.00	0.00	0.00	0.00	0.00	0.00	0.00	171.25	0.00	0.00
Taxes, Insurance Premiums and Other Fees	5021500000	139,500.73	(2,995.00)	136,505.73	450.00	21,500.00	0.00	0.00	21,950.00	450.00	16,500.00	0.00	0.00	16,950.00	114,555.73	0.00	5,000.00
Taxes, Duties and Licenses	5021501000	139,500.00	(2,995.00)	136,505.00	450.00	21,500.00	0.00	0.00	21,950.00	450.00	16,500.00	0.00	0.00	16,950.00	114,555.00	0.00	5,000.00
Taxes, Duties and Licenses	5021501001	139,500.00	(2,995.00)	136,505.00	450.00	21,500.00	0.00	0.00	21,950.00	450.00	16,500.00	0.00	0.00	16,950.00	114,555.00	0.00	5,000.00
Fidelity Bond Premiums	5021502000	0.00	0.00	0.00	0.00	0.00	0.00	0.00	0.00	0.00	0.00	0.00	0.00	0.00	0.00	0.00	0.00
Fidelity Bond Premiums	5021502000	0.00	0.00	0.00	0.00	0.00	0.00	0.00	0.00	0.00	0.00	0.00	0.00	0.00	0.00	0.00	0.00
Insurance Expenses	5021503000	0.73	0.00	0.73	0.00	0.00	0.00	0.00	0.00	0.00	0.00	0.00	0.00	0.00	0.73	0.00	0.00
Insurance Expenses	5021503000	0.73	0.00	0.73	0.00	0.00	0.00	0.00	0.00	0.00	0.00	0.00	0.00	0.00	0.73	0.00	0.00
Labor and Wages	5021600000	420,000.00	9,898.22	429,898.22	88,797.00	341,101.22	0.00	0.00	429,898.22	88,797.00	341,101.22	0.00	0.00	429,898.22	0.00	0.00	0.00


Department : State Universities and Colleges (SUCs)
 Agency/Entity : Cagayan State University
 Operating Unit : < not applicable >
 Organization Code (UACS) : 08 022 0000000
 Fund Cluster : 05 Internally Generated Funds
 (e.g. UACS Fund Cluster: 05-Internally Generated Funds and 06-Business Related Funds)


Particulars	UACS CODE	Approved Budget			Utilizations					Disbursements					Balances		
		Approved Budgeted Revenue	Adjustments (Reductions, Modifications/	Adjusted Budgeted Revenue	1st Quarter Ending March 31	2nd Quarter Ending June 30	3rd Quarter Ending Sept. 30	4th Quarter Ending Dec. 31	Total	1st Quarter Ending March 31	2nd Quarter Ending June 30	3rd Quarter Ending Sept. 30	4th Quarter Ending Dec. 31	TOTAL	Unutilized Budget	Unpaid Obligations	
																Due and Demandable	Not Yet Due and Demandable
1	2	3	4	5=[(3+(-)4)]	6	7	8	9	10=(6+7+8+9)	11	12	13	14	15=(11+12+13+14)	16=(5-10)	17	18
SUMMARY																	
A. AGENCY SPECIFIC BUDGET																	
Labor and Wages	5021601000	420,000.00	9,898.22	429,898.22	88,797.00	341,101.22	0.00	0.00	429,898.22	88,797.00	341,101.22	0.00	0.00	429,898.22	0.00	0.00	0.00
Labor and Wages	5021601000	420,000.00	9,898.22	429,898.22	88,797.00	341,101.22	0.00	0.00	429,898.22	88,797.00	341,101.22	0.00	0.00	429,898.22	0.00	0.00	0.00
Other Maintenance and Operating Expenses	5029900000	5,811,235.27	(889,607.26)	4,921,628.01	900,256.35	2,733,455.73	0.00	0.00	3,633,712.08	827,308.37	2,666,972.73	0.00	0.00	3,494,281.10	1,287,915.93	0.00	139,430.98
Advertising Expenses	5029901000	108,263.00	35,300.00	143,563.00	45,300.00	2,250.00	0.00	0.00	47,550.00	45,300.00	2,250.00	0.00	0.00	47,550.00	96,013.00	0.00	0.00
Advertising Expenses	5029901000	108,263.00	35,300.00	143,563.00	45,300.00	2,250.00	0.00	0.00	47,550.00	45,300.00	2,250.00	0.00	0.00	47,550.00	96,013.00	0.00	0.00
Printing and Publication Expenses	5029902000	20,000.00	0.00	20,000.00	15,000.00	0.00	0.00	0.00	15,000.00	15,000.00	0.00	0.00	0.00	15,000.00	5,000.00	0.00	0.00
Printing and Publication Expenses	5029902000	20,000.00	0.00	20,000.00	15,000.00	0.00	0.00	0.00	15,000.00	15,000.00	0.00	0.00	0.00	15,000.00	5,000.00	0.00	0.00
Representation Expenses	5029903000	830,571.34	(27,368.56)	803,202.78	179,040.75	197,341.80	0.00	0.00	376,382.55	172,680.55	158,698.80	0.00	0.00	331,379.35	426,820.23	0.00	45,003.20
Representation Expenses	5029903000	830,571.34	(27,368.56)	803,202.78	179,040.75	197,341.80	0.00	0.00	376,382.55	172,680.55	158,698.80	0.00	0.00	331,379.35	426,820.23	0.00	45,003.20
Transportation and Delivery Expenses	5029904000	50,000.00	0.00	50,000.00	0.00	0.00	0.00	0.00	0.00	0.00	0.00	0.00	0.00	0.00	50,000.00	0.00	0.00
Transportation and Delivery Expenses	5029904000	50,000.00	0.00	50,000.00	0.00	0.00	0.00	0.00	0.00	0.00	0.00	0.00	0.00	0.00	50,000.00	0.00	0.00
Rent/Lease Expenses	5029905000	0.00	0.00	0.00	0.00	0.00	0.00	0.00	0.00	0.00	0.00	0.00	0.00	0.00	0.00	0.00	0.00
Rents - Building and Structures	5029905001	0.00	0.00	0.00	0.00	0.00	0.00	0.00	0.00	0.00	0.00	0.00	0.00	0.00	0.00	0.00	0.00
Rents - Land	5029905002	0.00	0.00	0.00	0.00	0.00	0.00	0.00	0.00	0.00	0.00	0.00	0.00	0.00	0.00	0.00	0.00
Rents - Motor Vehicles	5029905003	0.00	0.00	0.00	0.00	0.00	0.00	0.00	0.00	0.00	0.00	0.00	0.00	0.00	0.00	0.00	0.00
Rents - Equipment	5029905004	0.00	0.00	0.00	0.00	0.00	0.00	0.00	0.00	0.00	0.00	0.00	0.00	0.00	0.00	0.00	0.00
Membership Dues and Contributions to Organizations	5029906000	38,520.00	122,453.18	160,973.18	0.00	122,453.18	0.00	0.00	122,453.18	0.00	122,453.18	0.00	0.00	122,453.18	38,520.00	0.00	0.00
Membership Dues and Contributions to Organizations	5029906000	38,520.00	122,453.18	160,973.18	0.00	122,453.18	0.00	0.00	122,453.18	0.00	122,453.18	0.00	0.00	122,453.18	38,520.00	0.00	0.00
Subscription Expenses	5029907000	28,800.00	14,760.00	43,560.00	14,760.00	0.00	0.00	0.00	14,760.00	2,220.00	0.00	0.00	0.00	2,220.00	28,800.00	0.00	12,540.00
Other Subscription Expenses	5029907099	28,800.00	14,760.00	43,560.00	14,760.00	0.00	0.00	0.00	14,760.00	2,220.00	0.00	0.00	0.00	2,220.00	28,800.00	0.00	12,540.00
Other Maintenance and Operating Expenses	5029999000	4,735,080.93	(1,034,751.88)	3,700,329.05	646,155.60	2,411,410.75	0.00	0.00	3,057,566.35	592,107.82	2,383,570.75	0.00	0.00	2,975,678.57	642,762.70	0.00	81,887.78
Other Maintenance and Operating Expenses	5029999099	4,735,080.93	(1,034,751.88)	3,700,329.05	646,155.60	2,411,410.75	0.00	0.00	3,057,566.35	592,107.82	2,383,570.75	0.00	0.00	2,975,678.57	642,762.70	0.00	81,887.78
Capital Outlays		27,109,421.60	(191,906.00)	26,917,515.60	862,959.00	780,993.34	0.00	0.00	1,643,952.34	784,659.00	345,505.84	0.00	0.00	1,130,164.84	25,273,563.26	0.00	513,787.50
Property, Plant and Equipment Outlay	5060400000	27,109,421.60	(191,906.00)	26,917,515.60	862,959.00	780,993.34	0.00	0.00	1,643,952.34	784,659.00	345,505.84	0.00	0.00	1,130,164.84	25,273,563.26	0.00	513,787.50
Land Improvements Outlay	5060402000	4,559,274.23	0.00	4,559,274.23	0.00	0.00	0.00	0.00	0.00	0.00	0.00	0.00	0.00	0.00	4,559,274.23	0.00	0.00
Other Land Improvements	5060402099	4,559,274.23	0.00	4,559,274.23	0.00	0.00	0.00	0.00	0.00	0.00	0.00	0.00	0.00	0.00	4,559,274.23	0.00	0.00
Buildings and Other Structures	5060404000	4,644,429.37	5,059.00	4,649,488.37	5,059.00	0.00	0.00	0.00	5,059.00	5,059.00	0.00	0.00	0.00	5,059.00	4,644,429.37	0.00	0.00
Other Structures	5060404099	4,644,429.37	5,059.00	4,649,488.37	5,059.00	0.00	0.00	0.00	5,059.00	5,059.00	0.00	0.00	0.00	5,059.00	4,644,429.37	0.00	0.00
Machinery and Equipment Outlay	5060405000	15,621,277.10	(179,015.00)	15,442,262.10	709,700.00	716,650.00	0.00	0.00	1,426,350.00	666,000.00	246,562.50	0.00	0.00	912,562.50	14,015,912.10	0.00	513,787.50
Machinery	5060405001	110,000.00	0.00	110,000.00	0.00	0.00	0.00	0.00	0.00	0.00	0.00	0.00	0.00	0.00	110,000.00	0.00	0.00


Department : State Universities and Colleges (SUCs)
 Agency/Entity : Cagayan State University
 Operating Unit : < not applicable >
 Organization Code (UACS) : 08 022 0000000
 Fund Cluster : 05 Internally Generated Funds


(e.g. UACS Fund Cluster: 05-Internally Generated Funds and 06-Business Related Funds)

Particulars	UACS CODE	Approved Budget			Utilizations					Disbursements					Balances		
		Approved Budgeted Revenue	Adjustments (Reductions, Modifications/	Adjusted Budgeted Revenue	1st Quarter Ending March 31	2nd Quarter Ending June 30	3rd Quarter Ending Sept. 30	4th Quarter Ending Dec. 31	Total	1st Quarter Ending March 31	2nd Quarter Ending June 30	3rd Quarter Ending Sept. 30	4th Quarter Ending Dec. 31	TOTAL	Unutilized Budget	Unpaid Obligations	
																Due and Demandable	Not Yet Due and Demandable
1	2	3	4	5=[(3+(-)4)]	6	7	8	9	10=(6+7+8+9)	11	12	13	14	15=(11+12+13+14)	16=(5-10)	17	18
SUMMARY																	
A. AGENCY SPECIFIC BUDGET																	
Office Equipment	5060405002	1,072,450.00	0.00	1,072,450.00	32,900.00	37,700.00	0.00	0.00	70,600.00	0.00	69,662.50	0.00	0.00	69,662.50	1,001,850.00	0.00	937.50
Information and Communication Technology Equipment	5060405003	4,946,162.01	(34,600.00)	4,911,562.01	617,000.00	42,500.00	0.00	0.00	659,500.00	617,000.00	0.00	0.00	0.00	617,000.00	4,252,062.01	0.00	42,500.00
Agricultural and Forestry Equipment	5060405004	400,000.00	0.00	400,000.00	0.00	0.00	0.00	0.00	0.00	0.00	0.00	0.00	0.00	0.00	400,000.00	0.00	0.00
Communication Equipment	5060405007	3,648,651.00	0.00	3,648,651.00	0.00	0.00	0.00	0.00	0.00	0.00	0.00	0.00	0.00	0.00	3,648,651.00	0.00	0.00
Construction and Heavy Equipment	5060405008	727,350.00	0.00	727,350.00	0.00	0.00	0.00	0.00	0.00	0.00	0.00	0.00	0.00	0.00	727,350.00	0.00	0.00
Military, Police and Security Equipment	5060405010	250,000.00	0.00	250,000.00	0.00	166,100.00	0.00	0.00	166,100.00	0.00	166,100.00	0.00	0.00	166,100.00	83,900.00	0.00	0.00
Medical Equipment	5060405011	300,000.00	16,273.00	316,273.00	0.00	0.00	0.00	0.00	0.00	0.00	0.00	0.00	0.00	0.00	316,273.00	0.00	0.00
Technical and Scientific Equipment	5060405014	1,919,252.59	0.00	1,919,252.59	0.00	335,000.00	0.00	0.00	335,000.00	0.00	0.00	0.00	0.00	0.00	1,584,252.59	0.00	335,000.00
Other Machinery and Equipment	5060405099	2,247,411.50	(160,688.00)	2,086,723.50	59,800.00	135,350.00	0.00	0.00	195,150.00	49,000.00	10,800.00	0.00	0.00	59,800.00	1,891,573.50	0.00	135,350.00
Furniture, Fixtures and Books Outlay	5060407000	1,533,413.00	(17,950.00)	1,515,463.00	148,200.00	34,500.00	0.00	0.00	182,700.00	113,600.00	69,100.00	0.00	0.00	182,700.00	1,332,763.00	0.00	0.00
Furniture and Fixtures	5060407001	1,533,413.00	(17,950.00)	1,515,463.00	148,200.00	34,500.00	0.00	0.00	182,700.00	113,600.00	69,100.00	0.00	0.00	182,700.00	1,332,763.00	0.00	0.00
Other Property Plant and Equipment Outlay	5060409000	751,027.90	0.00	751,027.90	0.00	29,843.34	0.00	0.00	29,843.34	0.00	29,843.34	0.00	0.00	29,843.34	721,184.56	0.00	0.00
Other Property, Plant and Equipment	5060409099	751,027.90	0.00	751,027.90	0.00	29,843.34	0.00	0.00	29,843.34	0.00	29,843.34	0.00	0.00	29,843.34	721,184.56	0.00	0.00
GRAND TOTAL		71,346,764.46	0.00	71,346,764.46	10,627,716.55	20,728,100.14	0.00	0.00	31,355,816.69	9,372,891.26	19,471,882.56	0.00	0.00	28,844,773.82	39,990,947.77	0.00	2,511,042.87

Certified Correct:

 OLIVIA C. LASAM
 SAO-UBO
 Date:

Certified Correct:

 MA. REMEDIOS E. TANGONAN
 University Accountant
 Date:

Recommending Approval:

 EMERITA P. GERON
 Chief AO - Finance
 Date:

Approved By:

 URDUJAH G. ALVARADO
 University President
 Date: